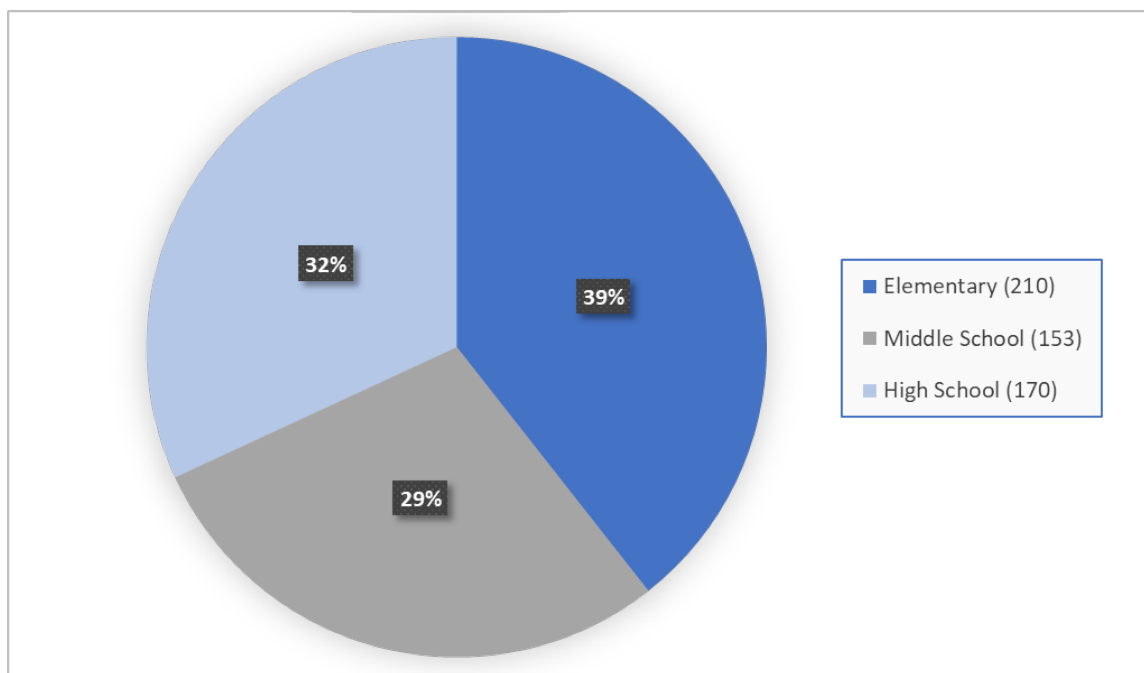


Sexual Health Education Parent Survey - June, 2018

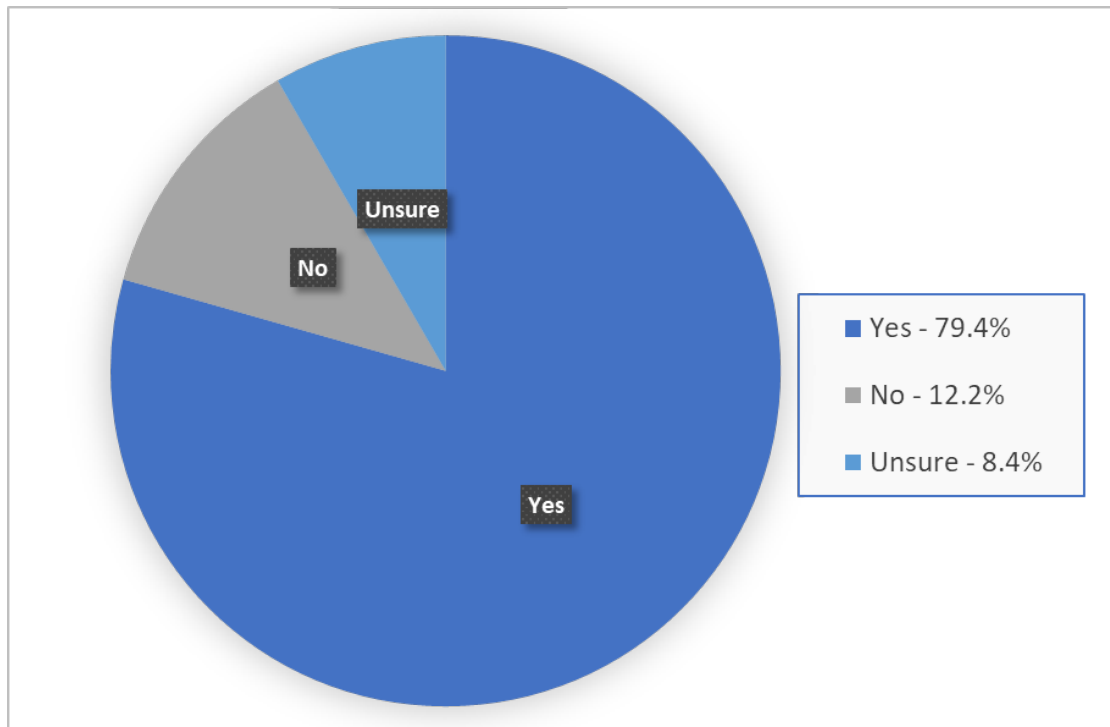
Question 1: What grade(s) are your children in?



Answer Choices	Responses	
	Percentage	Count
Kindergarten	2.6%	14
1st	3.9%	21
2nd	3.0%	16
3rd	6.8%	36
4th	10.7%	57
5th	12.4%	66
6th	10.3%	55
7th	9.4%	50

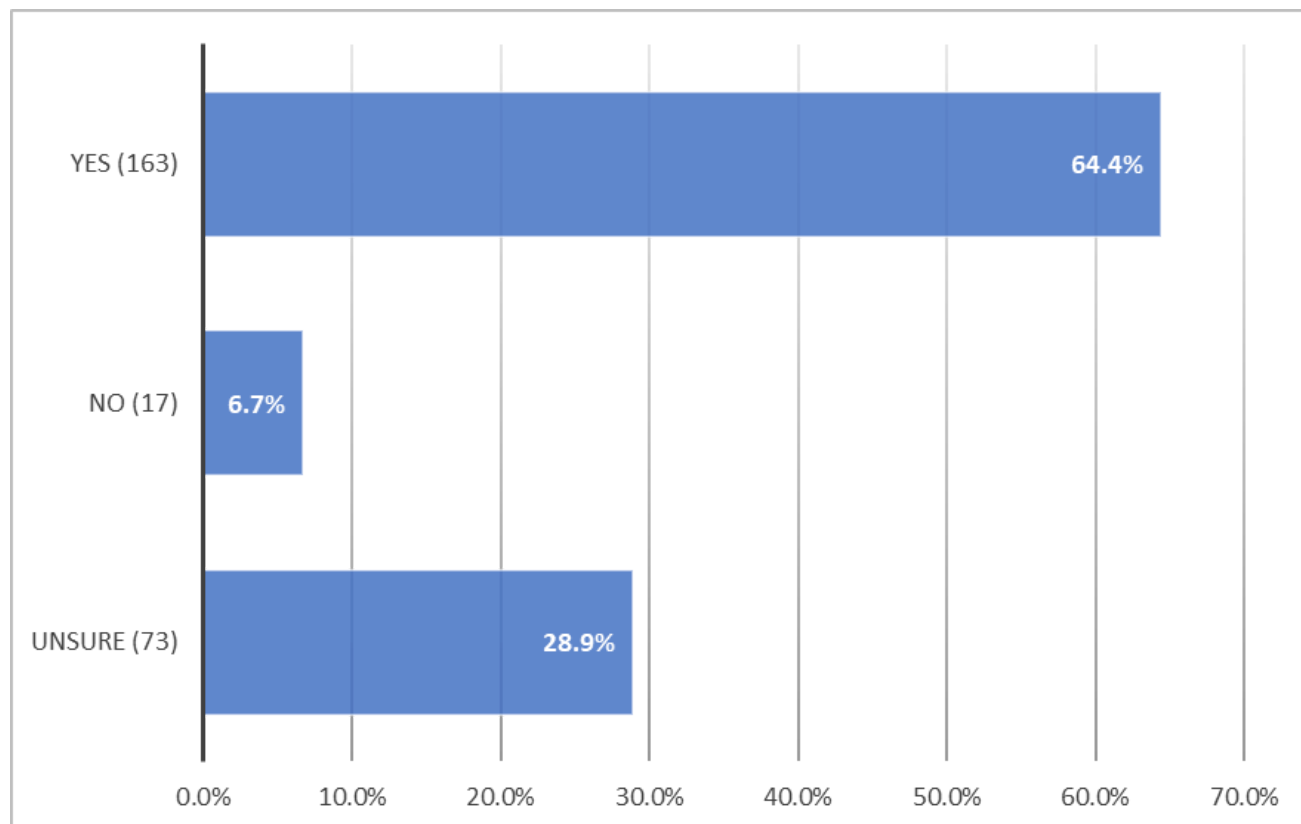
8th	9.0%	48
9th	10.5%	56
10th	9.8%	52
11th	7.3%	39
12th	4.3%	23

Question 2: Did you have at least one child who was in a grade where sexual health education was offered this year?



Answer Choices	Responses	
Yes	79.4%	266
No	12.2%	41
Unsure	8.4%	28
Total		335

Question 4: Did you find the information available during the preview adequate?

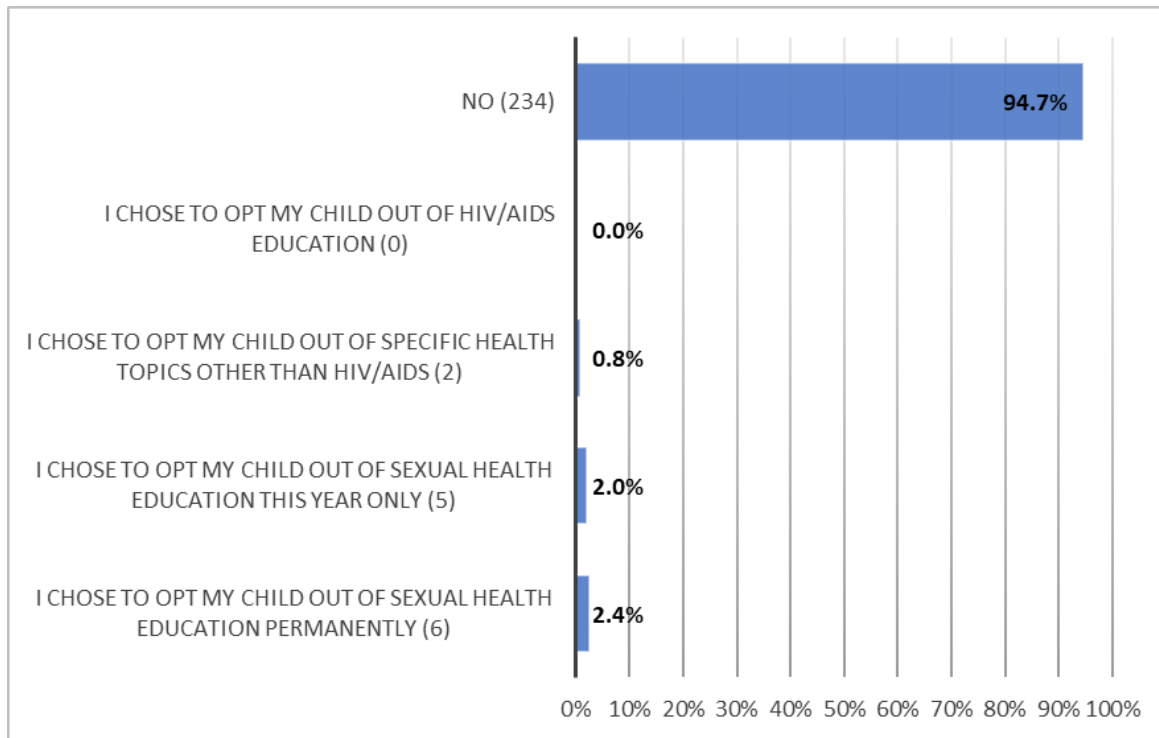


Answer Choices	Responses	
Yes	64.4%	163
No	6.7%	17
Unsure	28.9%	73
Total Respondents: 253		

Question 5: Please indicate all the reasons that you did not preview the materials.

Updated: Sept 2022

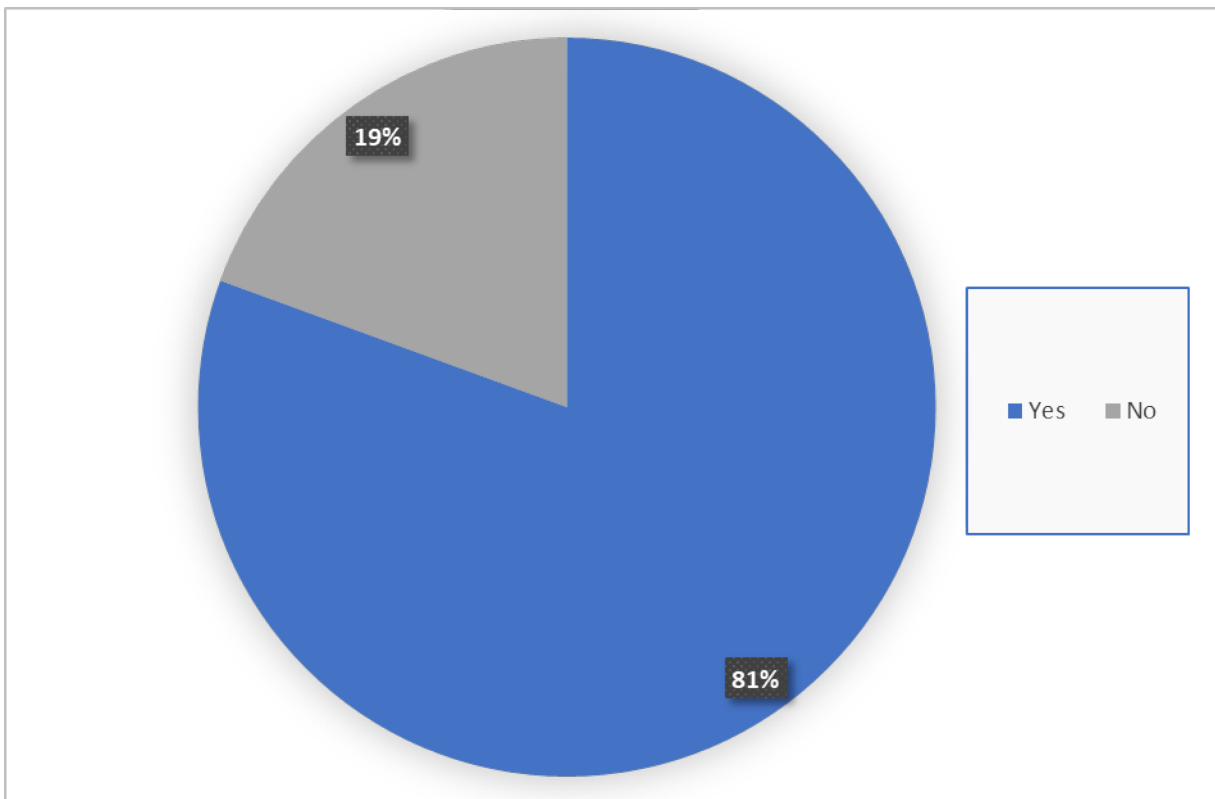
Question 6: Did you opt your child out of sexual health education?



Answer Choices	Responses
No	94.7% 234
I chose to opt my child out of HIV/AIDS education	0.0% 0
I chose to opt my child out of specific health topics other than HIV/AIDS	0.8% 2
I chose to opt my child out of sexual health education this year only	2.0% 5
I chose to opt my child out of sexual health education permanently	2.4% 6
Total	247



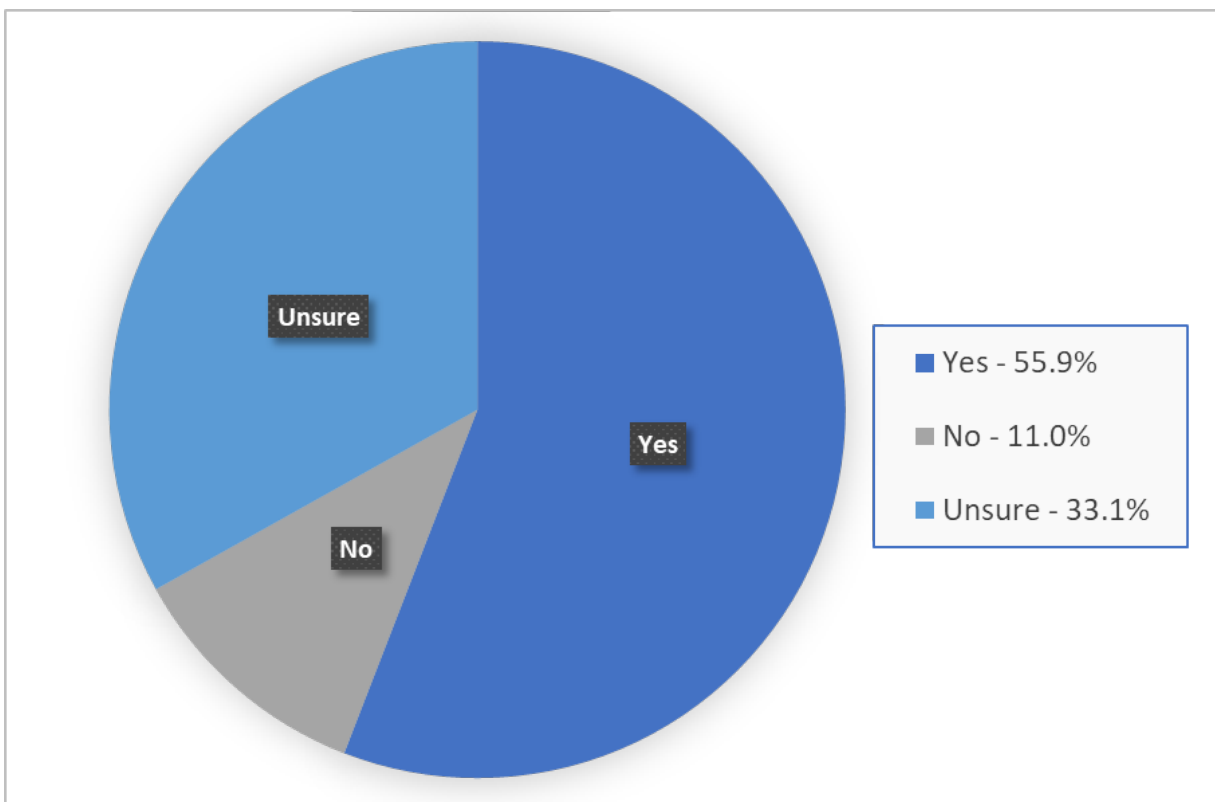
Question 7: Did you and your child discuss the course content?



Answer Choices	Responses	
Yes	80.6%	199
No	19.4%	48
Total		



Question 8: Did the sexual health education lessons meet the developmental needs of your child?



Answer Choices	Responses	
Yes	55.9%	137
No	11.0%	27
Unsure	33.1%	81
Total		245

Updated: Sept 2022



Question 9: Please look at the sexual education topics listed below and check the grade level that you think this topic should be introduced to students.

	4th - 5th	6th	7th - 8th	9th - 12th	Do not teach in school	Total
Reproductive anatomy	68.95% 191	16.25% 45	10.11% 28	3.97% 11	0.72% 2	277
Physical and social changes associated with growing up	73.59% 209	17.25% 49	6.34% 18	1.76% 5	1.06% 3	284
Positive communication with family	82.39% 234	8.45% 24	7.39% 21	1.06% 3	0.70% 2	284
Healthy intimate relationships	20.07% 57	27.11% 77	31.34% 89	17.25% 49	4.23% 12	284
Positive friendships	79.00% 222	13.88% 39	4.63% 13	1.42% 4	1.07% 3	281
Sexual decision-making	10.95% 31	26.86% 76	42.76% 121	14.84% 42	4.59% 13	283
Pregnancy and childbirth	25.89% 73	22.34% 63	30.85% 87	18.79% 53	2.13% 6	282
Parenting responsibilities	21.91% 62	20.14% 57	29.33% 83	25.80% 73	2.83% 8	283
Benefits of abstinence from sexual activity, including oral sex	9.64% 27	22.14% 62	38.21% 107	15.71% 44	14.29% 40	280
Sexually transmitted infections, including HIV/AIDS	18.37% 52	29.68% 84	36.04% 102	14.49% 41	1.41% 4	283
Use of condoms to reduce risk of transmission of sexual infections	10.56% 30	27.82% 79	39.79% 113	19.37% 55	2.46% 7	284
Contraception including birth control, condoms and other methods	9.54% 27	27.21% 77	38.16% 108	21.55% 61	3.53% 10	283
Sexual orientation and gender identity	39.79% 113	22.89% 65	19.01% 54	9.15% 26	9.15% 26	284
Community health resources	32.16% 91	21.91% 62	27.56% 78	16.25% 46	2.12% 6	283

