

# What is Student Growth Percentile (SGP)?

Student Growth Percentiles (SGPs) describe a student's learning over time compared to other students with comparable prior test scores.

Student Growth Percentiles (SGPs) help students, parents, and educators determine if a student's learning is above, near, or below the average of their comparison group.



Fall Reading  
Composite Score  
304

7th Percentile  
Well Below Average

# Ian 3rd Grader



Winter Reading  
Composite Score  
376

30th Percentile  
Average

Well Below  
Average

Below  
Average

Average

Above  
Average

Well Above  
Average



Fall Score:  
304



Winter Score:  
376

Well Below  
Average

Below  
Average


Average

Above  
Average


Well Above  
Average





Fall  
Score:  
304



gg4964152 GoGraph.com



# Ian's Comparison Group



SGP

95  
85  
75  
65  
55  
45  
35  
25  
15  
5




Median growth



Winter Score: 376  
SGP: 75

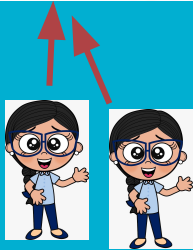
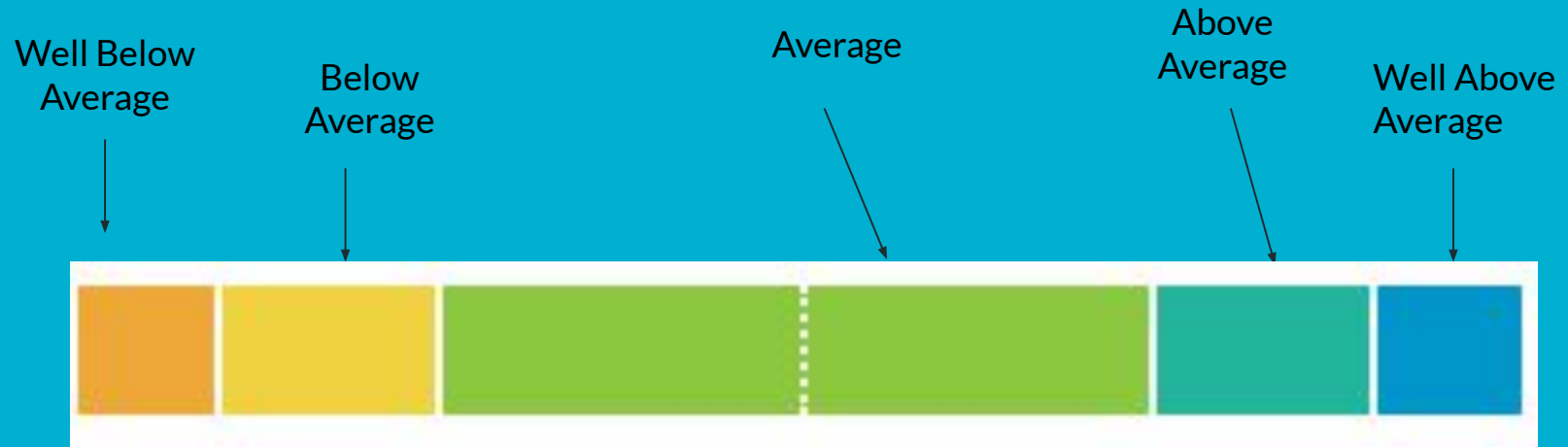
# Maria

## 3rd Grader



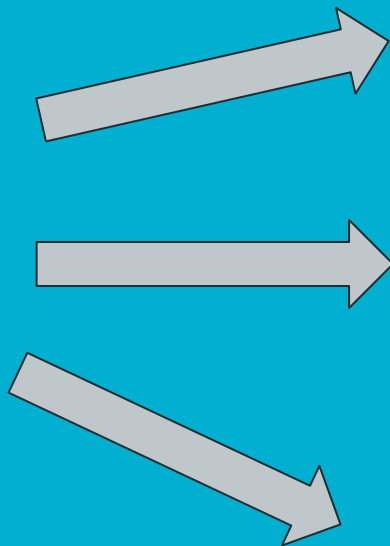

Fall Reading  
Composite Score  
304  
7th Percentile  
Well Below  
Average

Winter Reading  
Composite Score  
310  
4th Percentile  
Average



Fall Score: 304    Winter Score: 310

# Ian's Comparison Group



SGP

95  
85  
75  
65  
55  
45  
35  
25  
15  
5

Average growth

Winter Score: 376  
SGP: 75



Winter Score: 310  
SGP: 15